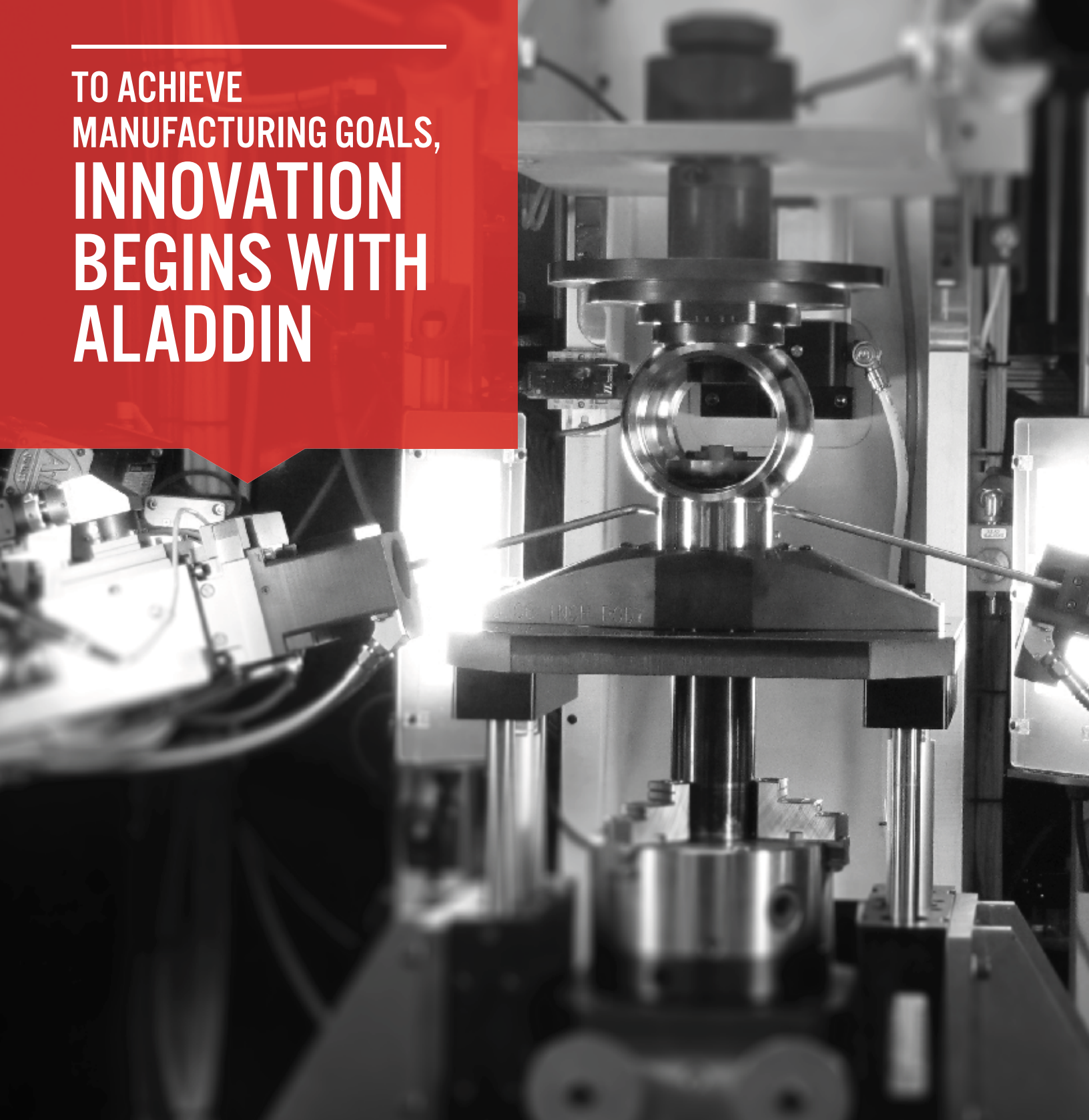


TO ACHIEVE
MANUFACTURING GOALS,
**INNOVATION
BEGINS WITH
ALADDIN**



ALADDIN ENGINEERING
& MANUFACTURING INC.



SINCE OUR FOUNDING IN 1953, Aladdin Engineering & Manufacturing has designed and built custom machines and systems for major players across a range of industries worldwide. In doing so, we have established ourselves as one of the most experienced companies for custom manufacturing equipment in the United States.

WE OVERCOME BARRIERS

Aladdin has a reputation for delivering robust equipment. Our clients have relied on us to provide equipment that can handle products from eight-ton transformer coils to small assemblies that fit in your hand and anything in between. Our systems often include precision equipment that assembles parts requiring single-digit micron assembly tolerances.

We leverage our national experience and exposure to a multitude of industries to constantly improve our approaches and incorporate the latest technology and components.

Our job every day is to create innovative solutions that overcome the challenges in your manufacturing and assembly processes.

We focus on cost-effective designs that support your ROI requirements. We provide solutions that easily integrate into your operations and reduce your cost per unit.

WE WORK IN PARTNERSHIP WITH YOU

We work with you to discover your needs and identify a solution without overselling or underdelivering. Our goal is to establish partnerships, not simply to be a transactional supplier. We stand behind our equipment. If ever a challenge arises or you need a change, we are right beside you.

Our team of dedicated project managers, highly skilled engineers, and talented fabricators bring unparalleled experience together to create innovative solutions that keep you ahead of your competitors and operating efficiently.

WE ACHIEVE TODAY'S GOALS THAT LEAD TO TOMORROW'S SUCCESS


At Aladdin, we understand there are many demands on your time. Your machines shouldn't be one of those demands. Our business is your business; we take the time to understand your long-term plans so our immediate solutions will deliver long-term success. Our designs and quality assembly lead to one of the highest uptime percentages in the industry; 98-99 percent is typical.

Our experienced engineers and designers select from the latest technologies and proven industry-standard equipment and components to build innovative solutions that align with your budget, annual volumes, and the life of any program.

WE OFFER RELIABLE PROJECT MANAGEMENT SYSTEMS

It is no secret that designing and building custom assembly equipment requires extensive experience and a flair for innovation. Our understanding of production procedures and mastery of manufacturing techniques helps us reach our ultimate goal with clients: to design and fabricate systems that exceed expectations and respect the bottom line.

**CONTACT US TODAY TO GET STARTED.
CALL 262.544.5994**



COST-EFFECTIVE
SOLUTIONS

INNOVATION

THE
ALADDIN
COMMITMENT

PARTNERSHIP

ON-TIME DELIVERY

ENERPAC

CAUTION
Do not operate
without guard
in place.

CAUTION
Do not operate
without guard
in place.

AUTOMATED ASSEMBLY



> Automation Technologies

Using proven, industry-standard equipment, our innovative designers and engineers select from the best available tools to build systems that correspond to your budget, volume requirements, and life of the program. Leverage our vast automated assembly experience to your advantage. Partner with Aladdin Engineering & Manufacturing.

Semi- and Fully Automated Assembly of Multiple Components

Vision Systems to Inspect and Verify Assembled Components

Vision-Guided Assembly

Flexible Automation

Robotic Integration

Assembly Process Improvement

Assembly Process Verification and Control

Laser Welding

Weld Fixtures

Multi-Station Pick-n-Place Units

Fixtures Conveyors

Powered and Free Palletized Conveyor Systems

Rotary Index Dial Tables

High-Speed Parts Feeding and Loading

Material Handling

Walking Beam Transfer Systems

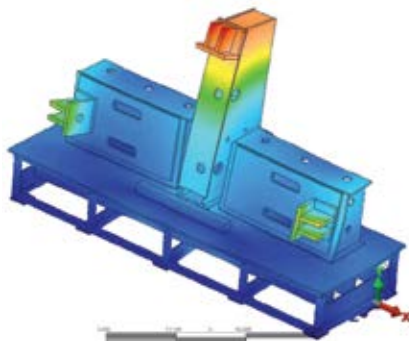
Automatic Fastening Systems

Automatic Riveting

Adhesive and Resin Dispensing

Induction Heating

Gaging



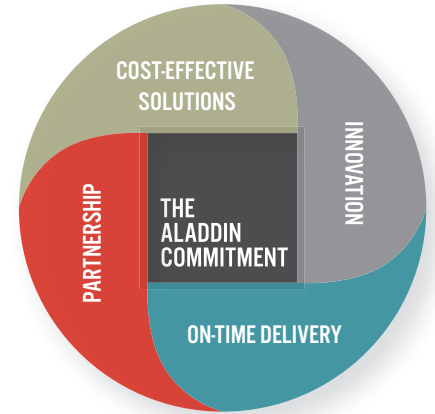
SIMULATION TOOLS – FEA SOFTWARE

Aladdin's design team uses finite element analysis (FEA) software. With this simulation software tool we are able to optimize our designs and validate the component structure before we make a single chip. We are able to provide you with a documented analysis of your machine before it's even built.




A RICH HISTORY OF INNOVATION AND RESULTS

At Aladdin Engineering & Manufacturing, we thrive on the most challenging automated assembly projects. Since our early company roots in the 1950s, we have provided custom, semiautomated, and fully automated assembly machines and systems. We are known for developing robust turnkey systems that leverage off-the-shelf technologies for mechanical subassemblies and components. Our engineering team develops customized assembly processes and specifications geared to meet or exceed your manufacturing requirements.



**CONTACT US
TODAY TO
GET STARTED**



AEM
ALADDIN ENGINEERING
& MANUFACTURING INC.

Phone:
262.544.5994

Industries Served

- Automotive
- Agricultural
- Motorcycle
- Small Engine Manufacturing
- Electric Motor Manufacturing
- Electric Tool Manufacturing
- Hydraulic Industrial Tool Manufacturing
- Lock Manufacturing
- Water Processing Equipment
- Transformer Manufacturing
- High Speed Picking and Placing

© 2015, ALADDIN ENGINEERING & MFG., INC.; ALL RIGHTS RESERVED.

Aladdin Engineering & Manufacturing, Inc.
1100B South Prairie Avenue, Waukesha, WI 53186

www.aladdinengmfg.com

ROBOTIC INTEGRATION




> Four-Axis
SCARA Robot

> Six-Axis
Robots

> Vision-Guided
Delta Robot

> Gantry-Style
Robot




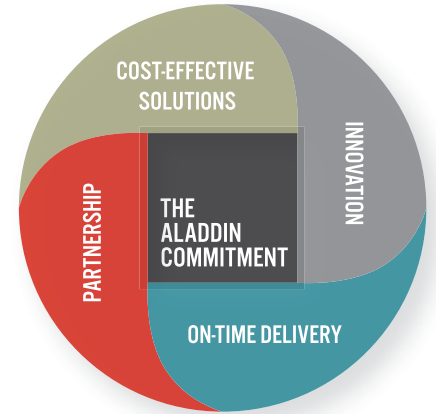
MORE THAN SIXTY YEARS OF MACHINE DESIGN EXPERIENCE

Aladdin Engineering & Manufacturing has the experience necessary to provide the best robotic solutions for your assembly or material-handling project. Our goal with any robotic integration is to improve productivity and profitability while providing a safe work environment for your employees.

From four-axis SCARA to six-axis robots to vision-guided Delta robots, each has its place when exploring automation systems. Our flexible designs and systems will create an optimum flow and assembly of components. When exploring your requirements from ROI to floor space restrictions, we'll sort through the automation needs and provide the best robotic solution. At Aladdin, we strive for integrated robotic results that offer significant improvements in quality, cost, and delivery performance.

PARTNER WITH ALADDIN ENGINEERING & MANUFACTURING

Using proven, industry-standard equipment, our innovative designers and engineers select from the best available tools to build systems that correspond to the budget, volume requirements, and life of the program. Leverage our vast robotic integration experience to your advantage.



**CONTACT US
TODAY TO
GET STARTED**



Phone:
262.544.5994



© 2015, ALADDIN ENGINEERING & MFG., INC.; ALL RIGHTS RESERVED.

Aladdin Engineering & Manufacturing, Inc.
1100B South Prairie Avenue, Waukesha, WI 53186

www.aladdinengmfg.com

CUSTOM ASSEMBLY PRESSES



> Special
Fixtures and
Form Tooling

> Hydraulic
Presses


> Hydropneumatic
Presses

> Pneumatic
Presses

> Panel-Foaming
Presses

> Automatic Press Fit Assembly
with Force-Versus-Distance Monitoring

> Electromechanical Servo
Press Systems



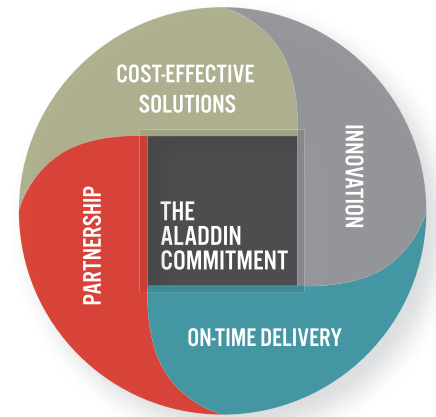
MORE THAN SIXTY YEARS OF MACHINE DESIGN EXPERIENCE

Aladdin Engineering & Manufacturing designs and builds custom assembly presses for a variety of industries and manufacturing applications. Our level of expertise in a variety of equipment from automatically to manually loaded presses and electromechanical to hydraulic presses is unmatched. Today's ever-changing technologies offer innovative ways to approach manufacturing challenges. To take advantage of those technologies, you need a partner who understands how to apply them to your requirements and merge them with innovative techniques and equipment to meet your production needs, now and in the future.

With today's emphasis on quality control, one of our specialties is designing presses to automatically press-fit assemblies with force vs. distance monitoring. This ensures the proper fit and assembly order between components.

PARTNER WITH ALADDIN ENGINEERING & MANUFACTURING

Using proven, industry-standard equipment, our innovative designers and engineers select from the best available tools to build systems that correspond to the budget, volume requirements, and life of the program. Leverage our vast assembly press experience to your advantage.



**CONTACT US
TODAY TO
GET STARTED**



Phone:
262.544.5994

© 2015, ALADDIN ENGINEERING & MFG., INC.; ALL RIGHTS RESERVED.

Aladdin Engineering & Manufacturing, Inc.
1100B South Prairie Avenue, Waukesha, WI 53186

www.aladdinengmfg.com

TEST SYSTEMS

> Leak Testing

Tracer Gas
Mass Spectrometer
Pressure Decay
Mass Flow


> Electrical Testing

Hipot
Resistance
Ground Bond

> Hydraulic Function Testing

> Mechanical Function Testing

> Data Acquisition

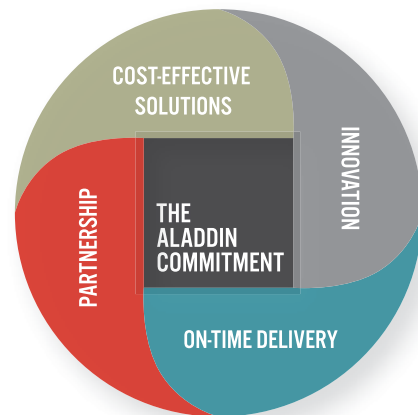


MORE THAN SIXTY YEARS OF MACHINE DESIGN EXPERIENCE

Aladdin Engineering & Manufacturing provides custom semi- and fully automatic test solutions. We develop turnkey systems that leverage off-the-shelf technologies. Choosing the right test methods and instruments is only half of the equation for a test system. You need a partner that can design the automatic fixtures and material handling to complete the test system.

PARTNER WITH ALADDIN ENGINEERING & MANUFACTURING

Using proven, industry-standard equipment, our experienced designers and engineers at Aladdin select from the best available tools to build systems that correspond to the budget, volume requirements, and life of the program. Leverage our vast test systems experience to your advantage. Partner with Aladdin Engineering & Manufacturing.



**CONTACT US
TODAY TO
GET STARTED**



AEM
ALADDIN ENGINEERING
& MANUFACTURING INC.

Phone:
262.544.5994

© 2015, ALADDIN ENGINEERING & MFG., INC.; ALL RIGHTS RESERVED.

Aladdin Engineering & Manufacturing, Inc.
1100B South Prairie Avenue, Waukesha, WI 53186

www.aladdinengmfg.com

CONTROL SYSTEMS



> Control Systems

Control systems offer some of the greatest potential leverage for improving productivity and profits especially when you proactively integrate quality control and production metrics directly in the manufacturing process. We frequently combine error proofing, process monitoring, part traceability, and data acquisition directly into the automated machine controls.

- PLC Programming
- HMI Programming
- Data Acquisition
- Traceable Part Data
- Custom Control Panels
- Operator Stations
- Robot Programming

- Industrial PCs
- Motion Control Systems and Programming
- Vision Systems
- Pneumatic Systems
- Hydraulic Systems

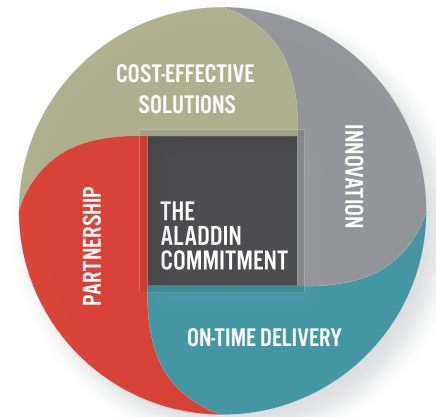


MORE THAN SIXTY YEARS OF MACHINE DESIGN EXPERIENCE

At Aladdin Engineering & Manufacturing, we design and build custom control panels for our automation systems. With today's ever-changing industrial control technologies, there are new and innovative ways to approach automation control issues. To take advantage of them, you need a partner who understands how to apply them to your requirements.

PARTNER WITH ALADDIN ENGINEERING & MANUFACTURING

Using proven, industry-standard equipment, our innovative designers and engineers at Aladdin select from the best available tools to build systems that correspond to the budget, volume requirements, and life of the program. Leverage our vast control systems experience to your advantage. Partner with Aladdin Engineering & Manufacturing.



**CONTACT US
TODAY TO
GET STARTED**



Phone:
262.544.5994



© 2015, ALADDIN ENGINEERING & MFG., INC.; ALL RIGHTS RESERVED.

Aladdin Engineering & Manufacturing, Inc.
1100B South Prairie Avenue, Waukesha, WI 53186

www.aladdinengmfg.com

WE SPECIALIZE IN THE FOLLOWING INDUSTRIES:

Automotive

Agricultural

Motorcycle

Small Engine

Manufacturing

Electric Motor
Manufacturing

Electric Tool
Manufacturing

Hydraulic Industrial
Tool Manufacturing

Lock Manufacturing

Water Processing
Equipment

Transformer
Manufacturing

High Speed Picking
and Placing

CONTACT US TODAY TO GET STARTED

You've just learned reasons why manufacturers succeed with Aladdin. But why stop there? Contact our team today and learn how we can help you succeed.

Call Aladdin at 262.544.5994 or
e-mail us at sales@aladdinengmfg.com



Aladdin Engineering & Manufacturing, Inc.
1100B South Prairie Avenue
Waukesha, WI 53186

Phone:

262.544.5994

www.aladdinengmfg.com